

PLANT CLOSED • 3 DAY SALE • PUBLIC ON-LINE

**America's Leading
Stamping Die Shop
Closing The Business**

ATLAS TOOL INC.

29880 Groesbeck Hwy.
Roseville, MI 48066 USA
(Suburb of Detroit, MI)

Tool Build & Die Repair
Low Volume Stamping
CNC Machining Prototype
Laser Cutting
Inspection

**THIS IS A TIMED AUCTION • 3 DAYS • THIS WILL BE A LARGE EVENT PLEASE SIGN UP EARLY AS TO NOT MISS OUT ON BIDDING.
AUCTION BIDDING OPENS UP WEDNESDAY NOV. 11 • LOTS START TO CLOSE (SEE EACH DAY)**

DAY ONE:

TUESDAY, DEC. 8TH
LOTS START TO CLOSE 9:30 AM (EDT)

DAY TWO:


WEDNESDAY, DEC. 9TH
LOTS START TO CLOSE 9:30 AM (EDT)

DAY THREE:

THURSDAY, DEC. 10TH
LOTS START TO CLOSE 9:30 AM (EDT)

TO SEE ALL ITEMS AND FOR BIDDING INSTRUCTIONS GO TO WWW.BIDSPOTTER.COM & WWW.AMGROUPONLINE.COM

INSPECTION PERIOD OPEN HOUSE NOV 30TH – DEC 4TH, 9 AM - 4 PM EACH DAY, or by SPECIAL APPOINTMENT CALL: 1 (313) 499-6490



Asset Management Group • Appraisals • Liquidations • Auctions

Ph: 313-499-6490 • Fax: 313-839-9600

20501 Hoover St. • Detroit, MI 48205


AMGrouponline.com • Chip@AMGrouponline.com



Foam Reclamation Unit



Multiple Precision Reid Faycott Surface Grinders



Moore Model G-18 Jig Grinders



32-60 Blanchard Rotary Grinder



6" G & L Model G60F CNC Horizontal Floor Type Boring Mill



Large assortment of Angle Plates and Support Tooling



6" G & L Table Type CNC 190" Horizontal Boring Mill



6" Model 70 A-D5-T, 128" Table Type CNC Horizontal Boring Mill

FOAM SYSTEM

Custom Designed & Fabricated Foam Reclamation System, with Bag Type Dust Collector, Hopper, Blowers, Motors & Controls

FURNACE

Electra Model 121325, 2,000 Deg F Electric Box, S/N 0646, Upper Chamber: 2,500 Deg F, 12" x 12" x 30", Bottom Chamber: 1,200 Deg F, 12" x 12" 30" Chamber Size

Electra Model 121325, 2,000 Deg F Electric aBox, S/N 1465, Upper Chamber: 2,500 Deg F, 12" x 12" x 30", Bottom Chamber: 1,200 Deg F, 12" x 12" 30" Chamber Size

TOOL ROOM GRINDERS

Oliver Model 600A, Semi-Automatic Drill Sharpener, S/N 8880

Abrasive Machine Tool 18" Capacity Face Grinder, 4-Stone Wheel, 10" x 24" Electro-Matic Chuck, Neurofrier II Chuck Controls, 15-HP, Coolant System

Torit Fume Collector

Blanchard Model 32-60, 60" Grinder, S/N 11524, 60" Dia. Electro-Matic Chuck, Neurofrier 2 Chuck Controls, 32" Dia. Segmented Wheel, 75-HP, Coolant/Filtration System

Boyar Schultz Number 2, Dual Spindle Vertical Profile Grinder, S/N 36016-4, 1-1/8" to 5/8" Arbor Capacity, 1/4" to 3" Dia. Wheel, 10,000-RPM, 1-HP Upper Spindle, 2-HP Lower Spindle

Landis Model 3R, 18" x 36" Universal Cylindrical Grinder, S/N 796-19, 14" Wheelhead Travel, 2 to 240-IPM, 1,720 to 2,185-RPM, 14" x 1-1/2" Grinding Wheel, Tailstock, Steady Rests

Kalamazoo Combination 6" Belt x 12" Disc Grinder

Moore Model G18, Jig Grinder, S/N G2384

Moore Model G18, Jig Grinder, S/N G2507

Thompson 14" x 48" Hydraulic Surface Grinder, S/N T4C-616430 (New 1961), Electro-Matic Chuck, Neurofrier 2 Chuck Controls, Coolant/Filtration System

Reid Faycott 6" x 18" Capacity Hand Feed Surface Grinder, S/N 22057, Power Elevation

Gardner Model 618, 6" x 18" Capacity Hand Feed Surface Grinder, S/N 61513, Power Elevation

Reid Faycott Model HR, 6" x 18" Capacity Hand Feed Surface Grinder, S/N 2193, power Elevation

Reid Model 618 HA, 6" x 18" Capacity Hand Feed Surface Grinder, S/N 17212, Power Elevation

Reid Rollerway Model 618, 6" x 18" Capacity Hand Feed Surface Grinder, S/N 30032FC, Power Elevation

Reid Rollerway Model 618, 6" x 18" Capacity Hand Feed Surface Grinder, S/N 30078FC, Power Elevation

Gardner Model 618, 6" x 18" Hand Feed Surface Grinder, S/N 804-4, with 6" x 18" Electro-Magnetic Chuck

Accu Finish Series II Carbide Tool & cutter Grinder, S/N AE2891

Anca Model TG-7, 5-Axis CNC Tool & Cutter Grinder, S/N W0833-17, Equipped with Mist Buster, Coolant and Koolant Koolers Model AVI-2000-M Chiller

Cincinnati Milacron Model Monoset, Tool & Cutter Grinder, S/N 4898A0184-0002

Cincinnati No. 2, Tool & Cutter Grinder, S/N 1D2T1L-1

BORING MILLS

Giddings & Lewis Model G60F, Type CNC 6" Table Type Horizontal Boring Mill, S/N 450-22-70, 170" x 72" T-Slotted Table Size, 165" X-Axis, 94" Y-Axis 33.25" Z-Axis, 44.75" W-Axis, 2,000-RPM, 59-IPM Feed Rate with Vickers CNC Control, Chip Conveyor

Giddings & Lewis Model 70-H6-UF, 6" Floor Type CNC Horizontal Boring Mill, S/N 425-33-68, 180" x 96" T-Slotted Table Size, 192" X-Axis, 113" Y-Axis, 48" Z-Axis, 1,040-RPM, 75-IPM Feed Rate, Chip Conveyor

Giddings & Lewis Model 70-H6-UF3x, 6" Floor Type CNC Horizontal Boring Mill, S/N 425-35-68, 180" x 96" Table Size, 192" X-Axis, 120" Y-Axis, 48" Z-Axis, 1,040-RPM, 75-IPM Feed Rate, Seimens Controller (Retrofit 2014), Chip Conveyor

Giddings & Lewis Model 70A-D5-T, 5" Table Type CNC Horizontal Boring Mill, Retrofit Controls, S/N 410-1016, 146" x 60" T-Slotted Table Size, 128" X-Axis, 82" Y-Axis, 34" Z-Axis, 58" W-Axis, 1,100-RPM, 75-IPM Feed Rate with (1983) Vickers CNC Retrofit Controls



All Drills Day 1

12' x 26" Column Radial Arm Drill



8' x 19" Col. Carlton Radial Arm Drill with Extended Base



10' x 26" Col. Carlton Radial Arm Drill with 360 Base



All Toolroom Day 1

Anca Model TG-7 5 Axis CNC Tool & Cutter Grinder (2016)



All EDM's Day 1

Elox Series R/Fanuc CNC EDM, Several Avail.



Elox Series P Wire Cut with Fanuc CNC EDM



Cincinnati H5-800 5 Axis, Dual Pallet CNC Horizontal Machining Center



CNC Mills Day 2

Cincinnati Magnum 5 Axis CNC Horizontal Machining Center

DRILL PRESS / RADIAL ARMS

Cincinnati Bickford Model Super Service, 24" Production Drill Press, S/N 2L1963 with Adjustable Table

Cincinnati Bickford Model Super Service, 4' x 11" Radial Arm Drills, S/N 2E103 with Box Table

Carlton 10' x 22" Radial Arm Drill, S/N 5A-4249 (New 1959)

Fosdick Drill Company Precision Jig Borer, 22" x 54" T-Slotted Table, 48" Longitudinal Table Travel, 22" Cross Table Travel, 9" Spindle Travel, 15" Vertical Head Travel, 3-1/2" to 27-1/2" Spindle to Table, 1,800 RPM with 2-Axis Digital Readout

Carlton 8' Arm x 19" column Radial Arm Drill, S/N 4A-3081, 15 to 1,500-RPM Variable Spindle Speed Range, Semi-Circle T Slotted Base with Power Elevation, Coolant System

Carlton 12' Arm x 26" Column Radial Arm Drill, S/N 5A-5693, 15 to 1,500-RPM Variable Spindle Speed Range, 8' Spindle to Base, 5' x 13" Base, 24" Spindle Travel, Power Elevation, 92) Parallel Worktable Beams, Coolant System

Carlton 8' Arm x 19" Column Radial Arm Drill, S/N 24A-3994, 15 to 1,200-RPM Variable Spindle Speed Range, 7' Spindle to Base, 5' x 8' Base, 20" Spindle Travel, Power Elevation, Coolant System

Carlton 12' Arm x 26" column Radial Arm Drill, S/N 5A-4505, 15 to 1,600-RPM Variable Spindle Speed Range, 8' Spindle to Base, 5' x 13" Base, 24" Spindle Travel, Power Elevation, (2) Parallel Worktable Beams, Coolant System

Carlton 10' Arm x 26" Column Radial Arm Drill, S/N 2157, 10 to 1,000-RPM Variable Spindle Speed Range, 8' Spindle to Base, 10' Semi-Circle T-Slotted Base, 20" Spindle Travel, Power Elevation, Coolant System

EDM MACHINES

Elox Model HRP-111, Die Sinker Electrical Discharge Machine, with Xerrac Model HPD-240-2 power Supply, Work Table Size 40"LR x 24"FB, Work Tank Size 72" x 42" x 21", Ram Area 18" x 24", 12" Vertical Ram Travel, Dielectric Fluid Filters

Elox Model 12-3816, Die Sinker CNC Electrical Discharge Machine, (new Est. 1985) with System 3R Tool Changer, 38" x 16" Table Size, 18" x 11" Y, 11.5" Z, 21" Under Ram, 50" x 24" x 14" Tank, Dimensions, Dielectric Filtration System, Fanuc 11M CNC Controller, Tooling

Elox Model HPP-DC-201, Heavy Duty Bridge Type Die Sinker Electrical Discharge Machine, S/N 155 with Elox TC-400 Dual Bank 150-Amp Solid State Power Supply, 40" x 24" Table, 30" x 72" x 19" Tank Size, 30" Max Under Rail, Dielectric Filtration System

Eox-Fanuc Series R, Wire CNC Electrical Discharge Machine, S/N C4R0023 (New 1984), Travels: X-15.6", y-31.2", Z-8.5", with Fanuc Numeric CNC Control, Dielectric Filtration System

Elox-Fanuc Series T, Wire Electrical Discharge Machine, S/N 6T003, Travels: X-15.6", Y-31.2", Z-8.5", with Fanuc Numeric CNC Control, Dielectric Filtration System

Elox-Fanuc Series P, Wire Electrical Discharge Machine, S/N CP0255, Travels: X-14", Y-26", Z-9.8", with Fanuc Numeric CNC Control, Dielectric Filtration System

Japax Model SB-1M, Super Boring/Drilling Wire Electrical Discharge Machine, .008" Min Hole Size, 23.6" x 11.8" x 3.94" Max. Work Piece, 9.85" Z-Axis Stroke, 2-Axis DRO

HORIZONTAL MACHINING CENTERS

Cincinnati Milacron Magnum H5-800, 5-Axis CNC Horizontal Machining Center", S/N 3147A0197-0005, with updated Cincinnati CNC Controller, 61" X-Axis Travel, 47" Horizontal 36" Vertical Y-Axis Travel, 47.3" Z-Axis Travel, 360 Deg B-Axis Pallet Rotation, 180 Deg A-Axis Spindle Tilt, Dual 48" x 48" Pallets, 2 Pallet Magazine/Shuttle Table, 4,800 LBS Pallets Max Workload, No. 50 Spindle Taper, 4,000 RPM Spindle Speed, 30-HP Spindle Motor, 708-IPM feed Rate, 60 Tool Capacity ATC, High Pressure Coolant System Through Spindle Coolant, Chip Conveyor

Cincinnati Milacron Magnum H5-800, 5-Axis CNC Horizontal Machining Center", S/N 2 D00A02980001 with Retrofit Siemens Acramatic A2100 CNC Controller, 61" X-Axis Travel, 47" Horizontal 36" Vertical Y-Axis Travel, 47.3" Z-Axis Travel, 360 Deg B-Axis Pallet Rotation, 180 Deg A-Axis Spindle Tilt, Dual 48" x 48" Pallets, 2 Pallet Magazine/Shuttle Table, 4,800 Lbs Pallets Max Workload, No. 50 Spindle Taper, 4,000 RPM Spindle Speed, 30-HP Spindle Motor, 708-IPM Feed Rate, 60 Tool Capacity ATC, High Pressure Coolant System Through Spindle Coolant, Chip Conveyo

Sundstrand Model OM3 Omnimill, 5-Axis CNC Horizontal Machining Center, S/N OM3-17 (new 1962), with GE Fanuc Series 150-M CNC Control, (2) 37" x 37" Pallets, 39.5" Dia. Rotary Air Lift Table, 40" X-Axis Travel, 45" Horizontal 39.5" Vertical Z-Axis Travel, 360 Deg B-Axis Table Rotary Travel, 150 Deg A-Axis Head Rotary Travel, 2,500 RPM Spindle Speed, 70-IPM Feed Rate, Transformer



Day 3

Lumonic Model Laserdyne 890, Beam 5 Axis CNC, 2000 watt Gantry Lasers, (2) Avail.



Day 1

Lapmaster Model 48, 4 Station Vertical Lapper



All Lathes Day 1

40" Clausing Trident 40" x 72" Geared Lathe




Day 1

Cincinnati Milacron Model Cinturn 12C, CNC Chucker (2) Avail.




Day 1

G & L 48" CNC VTL, 60" Under Rail



Day 1

42" Bullard DYN-AU-Turn, CNC VTL, 48" Vert



Day 2

JLG 60' Boom Lift, 500 lbs. Cap. All Terrain



Fork trucks Day 2

Versa Lift 60/80, 100,000 lbs. LPG Fork Truck with Boom

Cincinnati Milacron Model Magnum H5-800, 5-Axis CNC Horizontal Machining Center, S/N 3147A0196-0001, with updated Siemens Model Acramatic 950 CNC Controller, 61" X-Axis Travel, 47" Horizontal 36" Vertical Y-Axis Travel, 47.3" Z-Axis Travel, 360 Deg B-Axis Pallet Rotation, 180 Deg A-Axis Spindle Tilt, Dual 48" x 48" Pallets, 2 Pallet Magazine/Shuttle, 4,800 Lbs pallets Max Workload. No. 50 Spindle Taper, 4,000 RPM Spindle Speed, 30-HP Spindle Motor, 708-IPM Feed Rate, 60 Tool Capacity ATC, High Pressure Coolant System Through Spindle Coolant, Chip Conveyor

LAPPING MACHINE

Lapmaster Model 48, 4-Station Vertical Lapping Machine, S/N C45018, 48" Diameter Lapping Plate, Pneumatic Holddowns, Cycle Timer

LASERS

Lumonic Model Laserdyne 890 Beam Director, 2,000-Watt 5-Axis Gantry Type Laser, S/N 36, with Rofin Sinar Model 2000SMX 2,000-Watt Resinator, S/N 353-353 (New 1997), 72" x 126" Table Size, Travels: 96" X-Axis, 36" Z-Axis, Lumonics CNC Control with Remote Teach Pendant, AEC Whitlock Air Dryer, Tooling

Lumonic model Laserdyne 1700, 5 axis laser, S/N 16 with Rofin Sinar Model 2000SMX 2,000-Watt Resinator, S/N 353-353 (New 1997), 72" x 126" Table Size, Travels: 96" X-Axis, 36" Z-Axis, Lumonics CNC Control with Remote Teach Pendant, AEC Whitlock Air Dryer, Tooling

LATHES

Clausing Colchester 17" x 60" Quick Change Geared Head Engine Lathe, S/N 4898A01840002, 12" 3-Jaw Chuck, Tailstock, 2-Axis DRO

Clausing Colchester 17" x 60" Quick Change Geared Head Engine Lathe, S/N 7-0218-14044, 12" 3-Jaw Chuck, Tailstock, 2-Axis DRO

Clausing Model Trident, 40" x 72" Quick Change Geared Head Engine Lathe, 24" 3-Jaw Chuck, Tailstock

South Bend Model Nordic, 15" x 36" Engine Lathe, S/N CN15-781130-07 (New 1978), 10" 3-Jaw Chuck, Tailstock

Cincinnati Milacron Model Cinturn, 12C Chucker, S/N 5305C12-79-017 (New 1979), with Acramatic 850SX Control, 12" 3-Jaw Chuck, (2) 8-Position Turrets, 30.5" Swing, 19" Swing Over Cross-Slide, 30-HP, 32" Turning Length, 23 to 2,240-RPM

Cincinnati Milacron Model Cinturn 12C, CNC Chucker, S/N 5305C12-78-004 (New 1978), with Acramatic 850SX control, 12" 3-Jaw Chuck, (2) 8-Position Turrets, 30.5" Swing, 19" Swing Over Cross-Slide, 30-HP, 32" Turning Length, 23 to 2,240RPM

Giddings & Lewis Model VTL-48, 48" CNC Vertical Turret lathe S/N 512-001-82 (New 1982), with G&L Control, 5-Position Turret, 60" Max. Swing, 60" Height Under Rail, 320-RPM Table Speed, Chip Conveyor, 50-HP

Bullard Model Dyn-Au-Turn, 42" CNC Vertical Turret Lathe, S/N 33634 (New 1983), with Vickers A2100 CNC Control Retrofit, 5-Position Turret, 52" Max. Swing 48" Height Under Rail, 647-RPM Table Speed, Chip Conveyor, Coolant Systems, Motors and Controls

LAYOUT PLATES

WE HAVE DOZENS OF LAYOUT PLATES INCLUDING:

110" x 110" Steel T-Slotted Layout Table

60" x 108" Tapped Layout Surface Plate

90" x 140" Steel Tapped Layout Surface Plate

72" x 144" Steel Tapped Layout Surface Plates

MATERIAL HANDLING SHOP SUPPORT

Tennant Model 186, Walk Behind Floor Sweeper, S/N 186-6441

JLG Lift Model 600AJ, 60' Boom Manlift, S/N 03-0002-5556, 500-Lb. Capacity

JLG Lift Model 45HA, 45' LPG Boom Manlift, S/N 300021230, 500-Lb. Capacity

JLG Lift Model E450AJ, 45' LPG Boom Manlift, 500-lb Capacity, Electric

Genie GS-2032 20' Scissors Lift, S/N GS-3024-76066 800-Lb. capacity

Versa Lift Model 60/80, 80,000-Lb. Capacity LP or Gasoline Forklift Truck, S/N 02049, 100,000-lbs. at 24", 60,000-lbs. at 36", 120" Lift, 2-Stage Mast, Tilt 8" L Forks, Solid Tires, Overhead Guard, Boom Attachment

NMC Wollard Model 140-LP Gas Tugger with Cart, S/N C2D-7859N, 120,000 lb. Capacity

Hyster 5,000-lb. Capacity LP Gas Forklift Truck, S/N C2D 7859N, 151" Lift, 3-Stage mast, 4' L Forks, Solid Tires, Overhead Guard



Day 2

6600# Hyster S60XL, Fork Truck, Multiple Units



Day 2

8000# Hyster H80XL, Fork Truck Multiple Units



Day 2

30,000 # Caterpillar T-30, LP Fork Truck



Day 1

Bridgeport J-Head Vertical Mills Multiple Units



Day 2

(3) Cincinnati Model 650-20 Vercipower Vertical Milling Machines



Day 2

(2) Ingersoll Model HMC-2500 5 Axis CNC Bridge Type High Speed Vertical Machining Center. Die Finisher



Day 2

Ingersoll Model HMC-2500 5 Axis CNC Bridge Type High Speed Vertical Machining Center



Day 2

Ingersoll Model "Master Center" 5 Axis CNC 236" Table Vertical Machining Center (2) avail.

Hyster Model H60XL, 6,000-lb. Capacity LP Gas Forklift Truck, S/N C177808295M, 14" Lift, 2-Stage Mast, Side Shift, 6' L Forks, Solid Tires, Overhead Guard

Hyster Model S60XL, 6,000-lb. Capacity LP Gas Forklift Truck, S/N C187V08825R, 182" Lift, 3-Stage Mast, Side Shift, 8' L Forks, Solid Tires, Overhead Guard, Boom Attachment

Hyster Model H80XL, 8,000-lb. Capacity LP Gas Forklift Truck, S/N F005D06989P, Side Shift, 3-Stage Mast, Solid Tires, Overhead Guard, Boom Attachment

Hyster Model H80XL, 8,000-lb. Capacity LP Gas Forklift Truck, S/N F005A05541J, Side Shift, 2-Stage Mast, Solid Tires, Overhead Guard, Boom Attachment

Caterpillar Model T-80D, 8,000-lb. Capacity LP Gas Forklift Truck, S/N 5KB01455, 170" Lift, Solid Tires, Overhead Guard

Caterpillar Model T-300, 30,000-lb. Capacity LP Gas Forklift Truck, S/N 71L00741, 159" Lift, Side Shift, 8' L Forks, Solid Tires, Overhead Guard

Allis Chalmers Model ACP140G, 14,000-lb. Capacity LP Gas forklift Truck, S/N BGA-00527, 192" Lift, 2-Stage Mast, Slide Shift, 8' L Forks, Cushion tires, Overhead Guard

MILLS

Bohner & Kohle Universal Milling Machine with 3-Axis Digital Readout, 24" x 48" T-Slotted Table

Bridgeport Model 1.5-HP, Vertical Milling Machine, with 9" x 42" T-Slotted Table

Bridgeport 1.5-HP Variable Speed Vertical Milling Machine, S/N 195993, with 9" x 42" T-Slotted Table, 44" x 54" Steel Layout Table with Bench Vice

Cincinnati Micron Model 650-20 Vercipower, Vertical Milling Machine, S/N 311063V52-0001, 20" x 104" T-Slotted Table, 50" Table Travel, 18" Saddle Cross Travel, 28" Vertical Head Travel, 1,400-RPM, 90-IPM Feed Rate, 50-HP Spindle, No. 50 Spindle Taper, 3" Quill Adjustment, Newall 2-Axis Digital Readout, Outboard Table Supports, Power Tool Lock

Cincinnati Milcron Model 650-20 Vercipower, Vertical Milling Machine, S/N 9J53V53, 20" x 104 T-Slotted Table, 50" Table Travel, 18" Saddle Cross Travel, 28" Vertical Head Travel, 1,400-RPM, 90_IPM Feed Rate, 50-HP Spindle, No. 50 Spindle Taper, 3" Quill Adjustment, Newall 2-Axis Digital Readout, Outboard Table Supports, Power Tool Lock

Cincinnati Milcron Model 650-20 Vercipower, Vertical Milling Machine, S/N 68-434A333-1, 20" x 104" T-Slotted Table, 50" Table Travel, 18" Saddle Cross Travel, 28" Vertical Head Travel, 1,400-RPM, 90-IPM Feed Rate, 50-HP Spindle, No. 50 Spindle Taper, 3" Quill Adjustment, Newall 2-Axis Digital Readout, Outboard Table Supports, Power Tool Lock, Chip Conveyor


Ingersoll Model HMC-2500, 5-Axis Bridge Type High Speed CNC Vertical Machining Center, S/N 40137, 219" x 112" Table Size, Travels: 236" X-Axis, 157" Y-Axis, 40" Z-Axis, 65" Height Under Head, (1) Straight Head, (1) 2-Axis head, (1) 4,000-RPM Spindle and (1) 20,000-RPM Spindle, 393-IPM Feed Rate, Automatic Spindle Changer, Siemens Sinumerik CNC Controller, Oil Cooler, Chip Conveyor

Ingersoll Model HMC-2500, 5-Axis Bridge Type High Speed CNC Vertical Machining Center, S/N 40136, 219" x 112" Fixed Table Size, Travels: 236" X-Axis, 157" Y-Axis, 40" Z-Axis, 65" height Under Head, (1) 2-Axis head, (1) 4,000-RPM Spindle and (1) 20,000-RPM Spindle, 393-IPM Feed Rate, Automatic Spindle Changer, Siemens Sinumerik CNC Controller, Oil Cooler, Chip Conveyor

Ingersoll Model Maser Center, 5-Axis Bridge Type CNC Vertical Machining Center, S/N 288628, 236" x 116" Table Size, 216.5 X-Axis, 98.4 Y-Axis, 53.1 Z-Axis, 360 Degrees C-Axis, 40" Max. Height Under Spindle, 22,050-lb. Max. Table Weight, Automatic Tool Changer, (1) Bolt On Straight head, (1) Bolt On 2-Axis Head, Head Load/Storage Stands, 3,000-RPM Spindle, 196-IPM Feed Rate, GE Fanuc 150M CNC Control, Oil Cooker, Chip conveyor

Ingersoll Model Master Center, -Axis Bridge Type CNC Vertical Machining Center, S/N 93M01, 236" x 98" Table Size, 216.5 X-Axis, 98.4 Y-Axis, 53.1 Z-Axis, 360 Degree C-Axis, 40" Max Height under Spindle, 22,050-lb. max. Table Weight Automatic Tool Changer, 91 Bolt On Straight Head, (1) Bolt On 2-Axis head, Head Load/Storage Stands, 3,000-RPM Spindle, 196-IPM Feed Rate, GE Fanuc 150M CNC Control, Oil Cooler Chip Conveyor

Pratt & Whitney 5-Axis Bridge Type CNC Vertical Milling Machine, S/N 1931-0101, 100" x 192" Table Size, 63" Max. Height Under Spindle, (1) Straight Head, (1) 5-Axis Head, (1) Right Angle Heavy Duty Head, (1) Right Angle Long Reach Head, 102" between Columns, 2,000-RPM Spindle, 79-IPM Feed Rate, Vickers A2100 CNC Retrofit Control, Chip Conveyor




Day 2

Pratt & Whitney 3 Spindle CNC Vertical Milling Machine, 119"x47" Table



Day 2

Pratt & Whitney Wolverine CNC Vertical Milling Machines (6) Avail.



Day 2

Pratt & Whitney Wolverine Master Slave, CNC Vertical Machining Center, (4) Avail.



Day 2

Pratt & Whitney Wolverine Master Slave CNC Vertical Machining Centers Multiple Avail.



Day 3

Gom Model Atos-11-Triple Scan 3-D Scanner Measuring System (2014)



Day 3

Jones & Lamson Epic 230 Clean Room Optical Comparator with DRO



Day 3

Large Inspection Light Booth



Day 3

65 Ton Wisconsin 10' Mechanical Press Brake

Pratt & Whitney 5-Axis Bridge Type CNC Vertical Milling Machine, S/N 1931-0103, 100" x 192" Table Size, 66.5" Max. Height Under Spindle, (1) Straight Head, (1) 5-Axis Head, (1) Straight Heavy Duty Head, (1) Right Angle Long Reach Head, 126" between Columns, 2,000-RPM Spindle, 79-IPM Feed Rate, Vickers A2100 CNC Retrofit Control, Chip Conveyor

Pratt & Whitney Model Wolverine, CNC Vertical Milling Machine, S/N 1970-056 with 94" x 160" T-slotted Table Table, Power Feed headstock, Hydraulic Power Supply

Pratt & Whitney Model Wolverine, CNC Vertical Milling Machine, S/N 1970-0487 with 60" x 114" T-Slotted Table, Power Feed Headstock, Hydraulic Power Supply, Vickers CNC Controller (Retrofit)

Rambaudi Model RamCop, Vertical Duplicator Mill, S/N R3D-593, with 99" x 20 Table, 16" Vertical Travel

Bridgeport Series 1, 2-HP Variable Speed Vertical Milling Machine, S/N 233352 with 2-Axis Digital Readout, 10" Riser

Bridgeport Series 1, 2-HP Variable Speed Vertical Milling Machine, S/N 266236 with 2-Axis Digital Readout

Bridgeport Series 1, 2-hp Variable Speed Vertical Milling Machine, S/N 234368 with 2-Axis Digital Readout

Bridgeport Series 1, 2-HP Variable Speed Vertical Milling Machine, S/N 160743 with 2-Axis Digital Readout

Bridgeport Series 1, 2-HP Variable Speed Vertical Milling Machine, S/N 110998 with 9" x 42" T-Slotted Powerfeed Table

Pratt & Whitney 3 Spindle CNC Vertical Milling Machine, S/N 1972-0110, 118" x 80" Table Size, 49" Max. Height Under Spindle, 1,800-RPM Spindle, 71-IPM Feed Rate, 30" Spindle Spacing, Acramatic 950 CNC Retrofit Control, Chip Conveyor

Pratt & Whitney Model Wolverine, CNC Vertical Milling Machine, S/N 1970-0487, 119" x 47" Table Size, 41.5" Max. Height Under Spindle, 1,800-RPM Spindle, 71-IPM Feed Rate, Vickers CNC Retrofit Control, Chip Conveyor

Pratt & Whitney Model Wolverine, CNC Vertical Milling Machine, S/N 1970-0562, 119" x 71" Table Size, 41.5" Max. Height Under Spindle, 1,800-RPM Spindle, 71-IPM Feed Rate, Vickers CNC Control, Chip Conveyor

Pratt & Whitney Model Wolverine Master-Slave, CNC Vertical Milling Machine, S/N 1973-0114, 120" x 79" Table Size, 49" Max. Height Under Spindle, 1,800-RPM Spindle, 71-IPM Feed Rate, Vickers CNC Retrofit Control, Chip Conveyor

Pratt & Whitney Model Wolverine Master-Slave, CNC Vertical Milling Machine, S/N 394, 121" x 46" Table Size, 48.5" Max. Height Under Spindle, 1,800-RPM Spindle, 71-IPM Feed Rate, Vickers CNC Retrofit Control, Chip Conveyor

Pratt & Whitney Model Wolverine Master-Slave, CNC Vertical Milling Machine, S/N 1973-0-103, 119" x 78" Table Size, 49.5" Max. Height Under Spindle, 1,800-RPM Spindle, 71-IPM Feed Rate, Vickers CNC Retrofit Control, Chip Conveyor

Pratt & Whitney Model Wolverine Master-Slave, CNC Vertical Milling Machine, S/N 170-397, 117" x 59" Table Size, 41.5 Max. Height Under Spindle, 1,800-RPM Spindle, 71-IPM Feed Rate, Vickers CNC Retrofit Control, Chip Conveyor

Bridgeport 1.5-HP Variable Speed Vertical Milling Machine, S/N 166031

PRESS BRAKES

Chicago Model L36. 72" Manual Box and Pan Brake, S/N 58398

Wisconsin Model 108D, 65-Ton x 10' Press Brake, S/N 3" Stroke, 8" Throat, 102" between Housings

QUALITY CONTROL CMM

Jones & Lamson Model Epic 230, Optical Comparator

GOM Model Atos-II Triple Scan, 3D Scanner Measurement System, S/N 110268, 2 x 5,000,000 Camera Pixels, 38 x 29mm 2 to 2,000 x 1,500mm 2 Measuring Area, 0.02-0.79mm Point Spacing, 490-2,000mm Working Distance, with 12' Portable Stand, Computer, Interface, Cart

Cognitens Model Optigo 200, 3D Optical White Light measurement System, with 3-Bulb White Light Strobe, 60-200mm Z-Range, 750mm Standoff, 140 x 180-290 x 380mm 2 Field of View, 15-Zum Avg. Accuracy, +2 35-70um Avg. Precision, with 10' Portable Tripod Stand, Computer, Interface, Cart

Brown & Sharpe Model Micro Xcel 7-10-5, Coordinate Measuring Machine, Measuring Range X-29.5", Y-25.6", Z-25.6", Z-19.7", Work Capacity X-32.5, Y-37.0", Z-22.5". Renishaw Probe, Pendant Controlled



Day 3

Brown & Sharpe Validator Side Mount Cantilever Arm CMM Renshaw Probe CMM



Day 3

Brown & Sharpe Validator Side Mount 6' x 15' Inspection Table CMM



Day 3

Brown & Sharpe Validator Side Mount 6' x 15' Inspection Table CMM




Day 3

Brown & Sharpe Micro ExCell #7/10/5 Black Granite CMM with Renishaw Probe




Day 3

Multiple GMF Robotic Arms Model S420, 6 Axis, Material Handling Robots




Each Day

Huge Assortment of Tools, Plates, Tool Boxes, Hold Downs, Scrap Steel



Each Day

Thousands of Drills, Hardware, Nuts, Bolts, Hold Downs, Clamps, Reamers, New and Used



Each Day

Hundreds of Machine Tool Accessories, Gages, Full Shop Support

Brown & Sharpe Model Xcel Valadator, Coordinate Measuring Machine, S/N 582-91290-1025

Brown & Sharpe Model Microval 343, Bench Top type Coordinate Measuring Machine, Pendant Controlled, Renishaw Probe

Bendix Model Cordax 1020, Table Mount Cantilever Arm Type Coordinate Measuring Machine, S/N 2-4665-0984 with Sony 3-Axis Digital Readout, 90" x 144" Table Size, 5' Under Arm

Brown & Sharpe Model Validator, Side Mount Cantilever Arm Type Coordinate Measuring Machine, S/N 583-3000-0989 140, 6' x 20' Steel Inspection Table, 6' under Arm, Renishaw Probe, Controller, Computer

Tarus Model TPINCL 0855, Side Mount Cantilever Arm Type Coordinate Measuring machine, S/N TPINCL 7500 8011, 6' x 12' x 2' Pink Granite Inspection Table, 5' Under Arm, Renishaw Probe, Controller, Computer

Brown 7 Sharpe Model Validator, Side Mount Cantilever Arm Type Coordinate Measuring Machine, S/N 584-3000-131, 6' x 15' Steel Inspection Table, 6' Under Arm, Renishaw Probe, Controller, Computer

Brown & Sharpe Model Validator, Side Mount Cantilever Arm Type Coordinate Measuring Machine, S/N 583-3000-162, 6' x 15' Steel Inspection Table, 6' Under Arm, Renishaw Probe, Controller, Computer

Brown & Sharpe Model Validator, Side Mount Cantilever Arm Type Coordinate Measuring Machine, S/N 583-3001-209, 6' x 15' Steel Inspection Table, 6' Under Arm, Renishaw Probe, Controller, Computer

ROBOTS

Fanuc Model S-420F, Material Handling Robots, S/N R90603082 each with CMF Robotics Karel S-420A CNC Controller, Remote Pendant, Vacuum cup End Effector Tooling, Skid Mounted

Pick and Place Robot

GMF Robotics Model S420A, Robot, S/N 0061514

GMF Robotics Robot, S/N 0062280

Press Material Handling Robots, Consisting of:

GMF Robotics Model S420, 6-Axis Material Handling Robots, with Vacuum Cup End Effector Tooling, (8) Available

VEHICLES

Ford F-800, Heavy Duty Diesel Stake Truck, 4x2 axles, 30,000 Lbs capacity full curtain side cover, in service

Ford F-350 Pick-Up Truck, (200), with plow blade, lift gate salt spreader

Ford E-350 Econoline, Extended Cargo Van, (2012)

SANDER

Burr King Model 960, 2" Vertical Belt Sander

SAWS - HORIZONTAL & VERTICAL

DoAll Model 3613-V3, 36" Vertical Band Saw, S/N 538-00145 with Blade Welder and Grinder

DoAll Model 2013V, 20" Vertical Band Saw, S/N 457-87488 with Blade Welder and Grinder

Everett Model 2020, 20" Abrasive Chop Saw, S/N 2059

W.F. Wells Model F-16-2, Horizontal Band Saw, S/N 332, with Power Clamping

Dayton 18" Vertical Band Saw

Tannewitz 36" Vertical Band Saw

Delta 16" Table Saw, S/N 97A99210 (New 1997)

Delta Model 2VC56734066B, 12" Radial Arm Saw, with Conveyors

Lincoln Model KV-50, 20" Vertical Band Saw, S/N V50274 with Blade Welder and Grinder 8" Chop Saw


SHAPER

Cincinnati 24" Heavy Duty Horizontal Shaper, 24" Stroke, 30" Horizontal Table Travel, 11" Univ Plain Side Table to Ram, 15" x 18" Universal Table Top, 6.5" Vertical Head Adjustment, 10-HP Drive, T-Slotted Box Table (2) Total




All Saws Day 1

Tannewitz 36" Power Band Saw



All Welders Day 1

Multiple Welders and Portable Welder Vent



Day 3

Multiple Lamina Portable Hyd Units



Day 3

Di-Acro 10' Hydraulic Shear 1/8" Cap. FOBG



Day 2

NMC/Woolard Model 140, Tug with 120,00 lbs. Cap Cart




Day 2

Ford F-800 Heavy Duty Stake Truck, 4 x 2, 30,000 lbs. Cap Diesel



Day 3

Multiple Bolster Plates and Risers throughout Plant



Day 1

Delta Table Saw, Full Pattern Wood Shop

SHEAR

Di-Acro Model Hydrashear, 10' Hydraulic Power Squaring Shear, S/N 101474730, 1/8" Capacity Mild Steel, 14 GA Capacity Stainless, 22 SPM, 13-3/4" Throat, 11 Hold Downs, 10-HP Motor, Squaring Arm, Back Gage, Front Support Arms, Foot Controller

WELDER


- #Weld Control C/342, Robotron 96-KVA Resistance Spot Welder, 200-Amp, with Robotron Series 4000 Weld Controls, Custom Stand Mounted Roman Resistance Welding Transformer
- #Weld Control D, Robotron 192-KVA Hanging Spot Welder, 400-Amp with Robotron Series 4000 Weld Controls, Hoist Mounted Roman Resistance Welding transformer, Pole Mounted Jib Crane with Electric Chain Hoist
- Miller Model 330, 330-Amp Welder, S/N JK728972 (New 1989) with Cooler, Cables
- Miller Model Dialarc 250 AC/DC, 250-Amp Welder, S/N KK081328
- Miller Model Syncrowave 351, 350-Amp Welder, KD494182
- Miller Model Syncrowave 351, 350-Amp Welder, KE757296
- Miller Model Millermatic 350P, 350-Amp Welder, S/N KK213486
- Miller Model 330ST, 330-Amp Welder, S/N JJ510893
- United Air Specialists Model Port-A-Hog, Portable Fume Collector
- Hoist Mounted 250KVA Spot Welder, Roman Weld Transformer, Pole mounted Jib Crane with (2) Electric Chain Hoists, portable Weld Fixture
- Roman Custom Designed and Fabricated 42-KVA Spot Welders, with Robotron Series 4000 Weld Controls, Foot Control
- Enerpac Custom C-Frame Spot Welder Press, S/N DA3340259
- Miller Model 330A, 330-Amp Welder, S/N JF925982

SHOT BLAST

Trinco Model 36/BP, 2-gloved Shot Blast Cabinet, S/N 53744-D with Dust Collector

MISCELLANEOUS


- McNichols Conveyor Company Part Removal Conveyors, (4 Total)
- Homelite Portable 4400 Watt Generators, (2 Units)
- State Model D24, 24" Pedestal Type Disc Sander, S/N 576 with Motor and Controls
- EFD Induction Model Minac 18/25SN, 23-Kva Portable Induction Heating/Welding System, S/N N-0-13-05-03735 with Cart
- Assembly Area Equipment, Consisting of:
 - Cincinnati 10 Pedestal Type Double End Grinder #288
 - Custom Designed and Fabricated Hydraulic Drilling Station
 - Science Temp Environmental Test Chamber
 - Baldor Model 1216W, 12" Pedestal Grinder
 - 3-HP Flex Arm Pneumatic Tapping Station (7 Units)
 - Enerco Gas Fired Die Warming Table
 - Jet Model JBG-8A, 8" Double End Grinder
 - Wissota Model E-8, 8" Double End Grinder, S/N 94
- Lamina Model MA, Portable Electric Die Jacking Systems, S/N P116, P1894V, P1127 (5 Units)
- Modern Hydraulics Portable Die Separators (3 Units)
- Lamina Portable Drills (6 Units)
- 30' x 12 x 15" Parts Washer with Pump
- Torit Portable Dust Collector (3 Units)
- 49-Sections of Heavy Duty Die Storage Shelving with Steel Decking, 35-Sections of Heavy Duty Pallet Racking with Steel Decking Machine Accessories



2500 Ton Clearing F2-2500-232, SSDC Press, 233" Bed area



2200 Erfurt (Schuler) 5 Press Tandem Press Line 169" Bed Area




2000 Ton Clearing F4-2000-180, SSDC Press, 180" Bed Area 2 Avail.




2000 Ton Clearing F4-2000-180, SSDC Press, 180" Bed Area




1250 Ton Clearing Model BD4-1250-144-84 Double Action SSDC Press



2400 Ton Hamilton Model 22018, SSDC Press, 220"x100" Bed Area



2400 Ton Hamilton Model 22018, SSDC Press, 220 x 100" Bed Area



2,250 Ton Hamilton Four Point SSDC Underdrive Press, 182" x 100" Bed Area

Miscellaneous Tooling Consisting of:

Large Capacity Angle Plates, Steel Layout Plates, Press Bolster Plates, Rotary Tables, Super Spacers, Cross Slide Tables, High Speed Grinding Attachment, Tappers, Chucks, Jib Boring Sets, Boring Heads, Universal Tool Heads, Quick change Tool Post and Holder Sets, Machine Vises, T-Slotted Sub Tables, Buick Chucks, Tool Holders, Boring Bars, Baring Bar Holder, 4-Way Tool Post, Arbors, Sleeves, Adapters, Mandrells, Hold Downs, Step Blocks, Small Angle Plates, End Mills, Double End Mills, End Mill Sets, Counter Bores, Adjustable Reamers, Inserted Blade Milling Centers, Carbide Boring Tools, Dowel Pins, Cap Screws, Air and Hydraulic Cylinders, Fittings, Shim Stock, Machine Parts, Large Amount Pneumatic Grinders, Hand Tools, Allen Wrenches, Full Shop Support, Etc.

Shop Equipment, Consisting of:

Ladders, Steel Work Horses, Benches, hand Tools, Stools, Chairs, 2-Door Cabinets, Steel Dump Hoppers, Tables, Shelving Units, Conveyors, Carts, Dollies, Lights, Air Hose, Chains, I-Bolts, C-Clamps, Lockers, Fans, Welding Screens, Tool Chests, Cad Stations, Filing Cabinets, Trash Cans, Sjob Vacs, Banding Outfit, 30-Yard Dumpster, Rigid 300 Threader, Battery Charges, Shop Personal Computer Stations, Shop Copy Machine, Fireproof Paint Storage Cabinets, Steel Shelving Units, Steel Double Door Supply Cabinets, Steel Tool Stands, Steel Drill Cabinets, Steel Small Parts Cabinets, Steel Bar Stock Racks, Ladders, Carts, Portable Coolant Unit, C-Clamps, Bar clamps, Dip Tanks, Work Lights, Air Hose, Platform Scale, Oil Pumps, Electric Motors, Pumps, Pedestal Fans, Letter and Number Sets, Fire Extinguishers, Small Hand Tools, Chain Hoist, Bench Vises, Etchers, Work Benches, Steel Parts Bins, Arbor Presses, Supply Cabinets, Foremans Desk, Air Tools, Demagnetizers, Bolt Cutters, Pipe Wrenches, Pipe Threading Tools, Etc.

PRESSES SINGLE ACTION

Clearing Model F22500-232, 2,500-Ton-2-Point Mechanical Straight Side Press, 234" x 120" x 6" Rolling Bolster, 233" x 96" Inner Ram, 81" Shut Height, 16" Stroke, 14" Ram Adjust, 11" Cushion Stroke, 400-Ton 210" x 40" Die Cushions, 233" between Gibs, 63" Window, Load & Brake Monitor, Air Clutch and Counterbalance (#19)

Hamilton Model 22018, 2,400-Ton Mechanical Straight Side Double Crank Press, 220" x 100" x 6" Rolling Bolster, 210" x 92" Ram, 82" Shut Height, 22" Stroke, 6" Ram Adjust, 6" Cushion Stroke, 255-Ton 198" x 39" Die Cushion, 210" between Gibs, Load and Brake Monitor, Air Clutch and Counterbalance, 24" Raised Frame (#1.5)

Hamilton Model 22018, 2,400-Ton Mechanical Straight Side Double Crank Press, 220" x 100" x 6" Rolling Bolster, 210" x 96" Ram, 78" Shut Height, 20" Stroke, 6" Ram Adjust, 8 Cushion Stroke, 415-Ton 154" Die Cushion, 210" between Gibs, Load and Brake Monitor, Air Clutch and Counterbalance, 24" Raised Frame (#2.5)

Erfurt 2,200-Ton Mechanical Straight Side Double Crank Press, 169" x 120" x 9" Rolling Bolster, 155" x 71" Ram, 64" Shut Height, 25" Stroke, 17" Ram Adjust, 7" Cushion Stroke, 480-Ton 148" x 51" Die Cushion, 157" between gibs, 40" Window, Load and Brake Monitor, Air Clutch (#52)

Erfurt 2,200-Ton Mechanical Straight Side Double Crank Press, 169" x 120" x 9" Rolling Bolster, 155" x 71" Ram, 64" Shut Height, 25" Stroke, 17" Ram Adjust, 10" cushion Stroke, 441-Ton 148" x 51" Die Cushion, 157" between Gibs, 40" Window, Load and Brake Monitor, Air Clutch (#53)

Erfurt 2,200-Ton Mechanical Straight Side Double Crank Press, 169" x 120" x 9" Rolling Bolster, 155" x 71" Ram, 64" Shut Height, 25" Stroke, 17" Ram Adjust, 10" cushion Stroke, 441-Ton 148" x 51" Die Cushion, 157" between Gibs, 40" Window, Load and Brake Monitor, Air Clutch (#55)

Erfurt 1,375-Ton Mechanical Straight Side Double Crank Press, 159" x 119" x 9" Rolling Bolster, 158" x 71" Ram, 65" Shut Height, 24" Stroke, 20" Ram Adjust, 10" Cushion Stroke, 275-Ton 147" x 51" Die Cushion, 158" between Gibs, 40" Window, Load and Brake Monitor, Air Clutch (#51)

Erfurt 1,375-Ton Mechanical Straight Side Double Crank Press, 159" x 119" x 9" Rolling Bolster, 158" x 71" Ram, 65" Shut Height, 24" Stroke, 20" Ram Adjust, 10" Cushion Stroke, 275-Ton 147" x 51" Die Cushion, 158" between Gibs, 40" Window, Load and Brake Monitor, Air Clutch (#54)

Clearing Model F420000-180, 2,000-Ton 4-Point Mechanical Straight Side Press, 180" x 120" x 12" Rolling Bolster, 174" x 120" Ram, 69" Shut Height, 40 Stroke, 30" Ram Adjust, 16" Cushion Stroke, 600-Ton 153" x 810" Cushion, 175" between Gibs, Load and Brake Monitor, Air Clutch and Counterbalance (#24)

Clearing Model F420000-180, 2,000-Ton 4-Point Mechanical Straight Side Press, 180" x 120" x 12" Rolling Bolster, 174" x 120" Ram, 69" Shut Height, 40 Stroke, 30" Ram Adjust, 16" Cushion Stroke, 600-Ton 153" x 810" Cushion, 175" between Gibs, Load and Brake Monitor, Air Clutch and Counterbalance (#25)



Day 3

500 Ton Schuler SSSC Press, 141" x 96" Ba, Windows, Rolling Bolster




Day 3

750 Ton Bliss Model S2-750. SSSC, 84" x 48" Bed, Rolling Bolster



Day 3

400 Ton Clearing Model F4-400-108" SSSC, Bed Area, Rolling Bolster




Day 3

500 Ton Clearing Model F4-500-148, SSSC, Rolling Bolster




Day 3

800 Ton Clearing Model S4-800-120-72, SSSC, Rolling Bolster



Day 3

1000 Ton Bliss Model S4-1000 - 209" x 124" SSSC, Rolling Bolster



Day 3

850 Ton Clearing Model F4-850-200, SSSC, 201" x 90" Bed Area, Rolling Bolster



Day 3

1100 Ton Schuler SSSC, 199" x 100" Rolling Bolster, with 72" x 40,000 lbs. Feed Line

Schuler Press Line, Consisting of:

Schuler 1,100-Ton 4-Point Mechanical Straight Side Press, 199" x 100" x 6" Rolling Bolster, 189" x 98" Ram, 65" Shut Height, 25" Stroke, 13" Ram Adjust, 189" between Gibs, 63" Window, Load and Brake Monitor, Air Clutch (#23)

P.A.S. Model 880, 72" W x .080" Capacity Coil Feed, S/N 68540

P.A.S. Model 5480, 72" W x .080" Capacity Leveler, S/N 680 with 5 Rolls, Entry/Exit Pinch Rolls

P.A.S. Model 880, 72" W x .080" Capacity Coil Feed, S/N 68540

P.A.S. Model 406680, 72" W x 40,000-lbs. x .080" Capacity Twin Stub Expanding Mandrel Uncoiler, S/N 68 536 (New 1968) with Coil Hold Down Track Mounted Coil Car

Bliss 1,000-Ton 4-Point Mechanical Straight Side Press, 209" x 124" x 8" Rolling Bolster, 202" x 90" Ram, 63" Shut Height, 36" Stroke, 14" Ram Adjust, 10" Cushion Stroke, 300-Ton 177" x 62" Die Cushion, 202" between Gibs, Wintriss WPC 2000 Clutch/Brake Control, Load and Brake Monitor, Air Clutch (#15)

Toledo No. 796 1/2 E, 950-Ton 4-Point Mechanical Toggle Double Action Straight Side Press, S/N 1600401527963, 127" x 80" x 6" Rolling Bolster, 106" x 59" Inner Ram, 119" x 78" Outer Ram, 69" Inner Shut Height, 66" Outer Shut Height, 22" Inner Stroke, 33" Outer Stroke, 4" Inner Ram Adjust, 4" Outer Ram Adjustment, 13" Cushion Stroke, 78-Ton 174" x 31" Die Cushion, 119" between gibs, Load and Brake Monitor, Air Clutch and Counterbalance (#41)

Clearing Model F4-850-200, 850-Ton 4-Point Mechanical Straight Side Press, 201" x 120" x 9" Rolling bolster, 200" x 90" Ram, 61" Shut Height, 36" Stroke, 20" Ram Adjust, 16" Cushion Stroke, 150-ton 182" x 71" Die Cushion, 196" between Gibs, Load and Brake Monitor, Air Clutch (#45)

Clearing Model S4-800-120-72, 800-Ton 4-Point Mechanical Straight Side Press, 120" x 100" x 10" Rolling bolster, 127" x 72" Ram, 73" Shut Height, 30" Stroke, 18" Ram Adjust, 10" Cushion Stroke, 71-Ton 100" x 50 Die Cushion, 123" between Gibs, Load and Brake Monitor, Air Counter Balances, 24" Raised Frame (#5)

Hamilton Model 12412 1/2, 800-Ton Mechanical Straight Side Double Crank Press, 124" x 80" x 6" Rolling Bolster, 117" x 40" Ram, 80" Shut Height, 18" Stroke, 12" Ram Adjust, 6" Cushion Stroke, 104" x 37" Die Cushion, 117" between Gibs, Load and Brake Monitor, Air Counterbalance, 24" Raised Frame (#35)

Bliss Model S2-750-84-48, 750-Ton Mechanical Straight Side Double Crank Press, S/N 35299 (New 1955), 94" x 84" x 6" Rolling Bolster, 84" x 48" Ram, 64" Shut Height, 18" Stroke, 22" Ram Adjust, 8" Cushion Stroke, 69" x 32" Cushion, 86" between Gibs, Load and Brake Monitor, Air Clutch (#35)

Bliss Model S2-750-84-48, 750-Ton Mechanical Straight Side Double Crank Press, S/N 35305 (New 1955), 94" x 84" x 6" Rolling Bolster, 84" x 48" Ram, 63" Shut Height, 18" Stroke, 22" Ram Adjust, 6" Cushion Stroke, 69" x 32" Cushion, 86" between Gibs, Load and Brake Monitor, Air Clutch (#36)

Toledo Model 597, 625-Ton Mechanical Straight Side Double Crank Press, 120" x 80" x 7" Ram, 65" Shut Height, 20" Stroke, 3" Inner Ram Adjust, 9" Cushion Stroke, 93" x 60" Die Cushion, 113" between Gibs, Load and Brake Monitor, Air clutch and Counterbalance (#2)

Clearing Model F-4500-148, 500-Ton 4-Point Mechanical Straight Side Press, 148" x 120" x 9" Rolling Bolster, 142" x 80" Ram, 66" Shut Height, 24" Stroke, 20" Ram Adjust, 12" Cushion Stroke, 100-Ton 136" x 70" Die Cushion, 143" between Gibs, Load and Brake Monitor, Air Clutch (#43)

Warco 500-Ton Mechanical Straight Side Double Crank Press, 120" x 94" x 8" Rolling Bolster, 113" x 52" Ram, 64" Shut Height, 18" Stroke, 10" Ram Adjust, 82 x 52" Cushion, 114" between Gibs, Load and Brake Monitor, Air Clutch (#44)

Schuler Model P4E2S9400, 500-Ton Mechanical Straight side Double Crank Press, S/N A53-768, 141" x 96" x 12" Rolling Bolster, 130" x 79" Ram, 65" Shut Heights, 25" Stroke, 10" Ram Adjust, 130" between Gibs, Load and Brake Monitor, Air Clutch (#22)

Clearing Model S4-400-108-72, 400-Ton Mechanical Straight Side Press, S/N 54-18054P, 108" x 92" x 6" Rolling Bolster, 108" x 72" Ram, 64" Shut Height, 24" Stroke, 14" Ram Adjust, 110" between Gibs, Load and Brake Monitor, Air Clutch (#33)

Clearing Model S4-40-400-96-60, 400-Ton 4-Point Mechanical Straight Side Press, 96" x 84" x 6" Rolling Bolster, 96" x 60" Ram, 64" Shut Height, 24" Stroke, 12" Ram Adjust, 97" between Gibs, Load and Brake Monitor, Air Clutch (#37)

Clearing Model F-4-400-132, 400-Ton 4-Point Mechanical Straight Side Press, 132" x 84" x 6" Rolling Bolster, 127" x 71" Ram, 64" Shut Height, 20" Stroke, 17" Ram Adjust, 128" between Gibs, Load and Brake Monitor, Air Clutch (#13)



150 Ton USI Clearing OBI Punch Press, 11" Stroke, 50 x 30" Bed Area



300 Ton Cleveland SSDC, 4 Point 68" x 132" Rolling Bolster



800/600,1400 Ton Clearing Model DF4-800-177, Double Action Toggle, Rolling Bolster



1500 Ton Clearing Model TF4-1500-180-96, Double Action, Rolling Bolster



400 Ton Clearing Model S4-400-96-60 SSDC, with Rolling Bolster



300 Ton Clearing Model S4-300-124, SSDC with Rolling Bolster



350 Ton Clearing Model F4-350-124, SSDC with Rolling Bolster



Large Assortment of Lifting Supplies for Cranes

Clearing Model F-4-400-132, 400-Ton 4-Point Mechanical Straight Side Press, 132" x 84" x 6" Rolling Bolster, 127" x 71" Ram, 65" Shut Height, 20" Stroke, 17" Ram Adjust, 128" between Gibs, Load and Brake Monitor, Air Clutch (#14)

Clearing Model F-4-350-124, 350-Ton 4-Point Mechanical Straight Side Press, 124" x 108" x 6" Rolling Bolster, 119" x 70" Ram, 64" Shut Height, 28" Stroke, 24" Ram Adjust, 120" between Gibs, Load and Brake Monitor, Air Clutch (#31)

Toledo 350-Ton Mechanical Straight Side Double Crank Press, 103" x 66" x 6" Rolling Bolster, 97" x 52" Ram, 50" Shut Height, 22" Inner Stroke, 4" Ram Adjust, 5" Cushion Stroke, 34-Ton 88" x 47" Cushion, 97" between Gibs, Load and Brake Monitor, Air Clutch and Counterbalance (#4)

Clearing Model F-4-300-132, 300-Ton 4-Point Mechanical Straight Side Press, 124" x 100" x 6" Rolling Bolster, 118" x 60" Ram, 64" Shut Height, 40" Stroke, 4" Ram Adjust, 120" between Gibs, Load and Brake Monitor, Air Clutch (#34)

Cleveland Model 260D-132, 300-Ton 4-Point Mechanical Straight Side Press, 132" x 68" x 6" Rolling Bolster, 128" x 66" Ram, 61" Shut Height, 20" Stroke, 8" Ram Adjust, 127" between Gibs, Load and Brake Monitor, Air Clutch (#4)

Toledo 260-Ton Straight Side Double Crank Press, 16" Stroke, 4" Adjust, 31" Shut Height, 60" x 84" Bed Area, 36" x 79" Ram Area, with air Clutch (#12)

Toledo 150-Ton Straight Side Double Crank Press, 12" Stroke, 3" Slide Adjust, 25" Shut Height, 40" x 84" Bed Area, 40" x 78" Ram Area with Air Clutch, dual Palm Buttons (#7)

Clearing Model 150, 150-Ton OBI Press, 11" Stroke, 22.25" Shut Height, 30" x 50" Ram and Bed Area with Air Clutch and Brake, Dual Palm Buttons, Lubrication System (#6)

Dake Model 18-467, 150-Ton 4-Post Downacting Hydraulic Spotting Press, S/N 166827 (New 1973), 116" x 52" Ram Size, 116" x 72" x 6" Bolster Size, 55" x 114" Distance between Posts, 60 Shut Height, 24" Stroke with Top Mounted Hydraulic Unit, Dielectric Tank, Filter, EDM Controller, Torit Dust Collector (#10)

PRESSES DOUBLE ACTION

British Clearing Model TF41500-180, 900/600-Ton 4-Point Double Action Straight Side Press, S/N 46-BR-1046-CP76 (New 1946), 182" x 96" x 8" Rolling Bolster, 162" x 72" Inner Ram, 174" x 96" Outer Ram, 90" Inner Shut Height, 80" Outer Shut Height, 40" Inner Stroke, 32" Outer Stroke, 12" Inner Ram Adjust, 12" Outer Ram Adjustment, 110" between Gibs, Load and Brake Monitor, Air Clutch and Counterbalance (#11)

USI Clearing Model DE2-600-350-108, 600/350-Ton 4-Post Mechanical Toggle Double Action Straight Side Press, 117" x 80" x 8" Rolling Bolster, 90" x 54" Inner Ram, 108" x 72" Outer Ram, 88" Inner Shut Height, 79" Outer Shut Height, 26" Inner Stroke, 32" Outer Stroke, 10" Inner Ram Adjust, 10" Outer Ram Adjustment, 110" between Gibs, Load and Brake Monitor, Air Clutch and Counterbalance (#32)

Clearing Model D4-1250-700-108, 1,950-Ton 4-Point Mechanical toggle Double Action Straight Side Press, 204" x 108" x 12" Rolling Bolster, 204" x 108" Outer Ram, 75" Inner Shut Height, 68" Outer Shut Height, 37" Inner Stroke, 26" Outer Stroke, 24" Inner Ram Adjust, 24" Outer Ram Adjustment, 18" Cushion Stroke, 207-Ton 175" x 87" Die Cushion, 205" between gibs, Load and Brake Monitor, Air Clutch and Counterbalance (#21)

Clearing Model BD4-1250-700-144-84, 1,950-Ton 4-Point mechanical Toggle Double Action Bottom Drive Straight Side Press, 146" x 100" x 6" Rolling Bolster, 126" x 68" Inner Ram, 145" x 84" Outer Ram, 74" Inner Shut Height, 64" Outer Shut Height, 27" Inner Stroke, 45" Outer Stroke, 24" Inner Ram Adjust, 148" between Gibs, Load and Brake Monitor, Air Clutch and Counterbalance (#26)

Clearing Model DF-4800-132, 1,400-Ton 4-Point Mechanical Toggle Double Action Straight Side Press, 132" x 120" x 12" Rolling Bolster, 68" x 177" Inner Ram, 84" x 133" Outer Ram, 69" Inner Shut Height, 26" Inner stroke, 45" Outer Stroke, 8" Inner Ram Adjust, 8" Outer Ram Adjustment, 12" Cushion Stroke, 96-Ton, 117" x 60" Die Cushion, 129" between Gibs, Load and Brake Monitor, Air Clutch and Counterbalance (#42)

Hamilton 2,250-Ton 4-Point Mechanical Toggle Double Action Straight Side Press, 182" x 100" x 11" Rolling Bolster, 159" x 80" Inner Ram, 180" x 100" Outer Ram, 84" Inner Shut Height, 75" Outer Shut Height, 27" Inner Stroke, 36" Outer Stroke, 24" Inner Ram Adjust, 3" Outer Ram Adjustment, 180" between Gibs, Load and Brake Monitor, Air clutch and Counterbalance (#1)

Toledo No. 796 1/2 E, 950-Ton 4-Point Mechanical Toggle Double Action Straight Side Press, S/N 1600401527963, 127" x 80" x 6" Rolling Bolster, 106" x 59" Inner Ram, 119" x 78" Outer Ram, 69" Inner Shut Height, 66" Outer Shut Height, 22" Inner Stroke, 33" Outer Stroke, 4" Inner Ram Adjust, 4" Outer Ram Adjustment, 13" Cushion Stroke, 78-Ton 174" x 31" Die Cushion, 119" Between Gibs, Load and Brake Monitor, Air Clutch and Counterbalance (#3)

ATLAS TOOL INC.

29880 Groesbeck Hwy., Roseville, MI 48066 USA

Complete World Class Tool and Die Facility, 5-Axis Gantry Mills, Presses up to 2,500 Tons, Versa Lift at 100,000 lbs., Full Shop Support.

20501 Hoover St.
Detroit, MI 48205



INDUSTRIAL BUILDING FOR SALE

243,844 sq. ft., 11 Acres, 60 Cranes Total with Double Hoists up to 70 Tons, 21,000 sq. ft. Offices, 350 Parking Spaces. Rare Offering. Full Business as a World Class Tool and Die Manufacturing Facility.

AUCTION

PLANT CLOSED • 3 DAY SALE • PUBLIC ON-LINE

TERMS OF SALE

An 18% buyer's premium will be charged on all assets. Payments accepted are cash, wire transfer, cashier's check or credit card, all credit cards will have an additional credit card fee of 3%. Payments are due within 48 hours of sale close. Everything will be sold to the highest bidder for cash, in accordance with the Auctioneer's normal "Terms of Sale", which are available at the site or by request at 313-499-6490. All items are sold "as is, where is, with all faults" without any warranties, expressed or implied. Although obtained from sources deemed reliable, the Auctioneer makes no warranty or guarantee to the accuracy of the information herein contained. Bidders are encouraged to thoroughly inspect the items on which they intend to bid prior to sale. Absolutely no items will be removed until the day after the sale and payment has been made in full. Subject to additions, deletions and prior sale. For updated information please visit www.bidspotter.com for any changes to date, sale process, terms and conditions and list of available assets.


Payments: INVOICES WILL BE EMAILED WITH 24 HOURSS AFTER THE AUCTION CLOSES. Payment is to be made to Asset Management Group, LLC. Payment Options: VISA (3% fee applies), MasterCard (3% fee applies), Wire Transfer, Certified Check or Cash Onsite.




Multiple Large Production and Tryout Presses



Ingersoll Model HMC- 2500, CNC High Speed VMC Bridge Type Mill (2) avail.



Lumonics Model Laserdyne Model 890 2000 Watt 5 axis Gantry Lasers (2) avail.



2000 Ton Erfurt(Schuler) 5 Press Tandem Line with Robot Auto Load,169"x 120" Rolling Bolsters